

ENGLISH

STANDARD THREE TERM I

Text Book Team

Authors :

Mrs. S. Bharathi, B.T. Asst, Municipal Middle School, Cuddalore Dist.

Mrs. M. Christiana Rathnavathy, M.C.C Hr. Sec. School, Chennai.

Mrs. K. Thenmozhi, Zion Matric Hr. Sec. School, Chennai.

Mrs. A. R. Pauline Jeba Nirmala, B.T. Asst. Municipal Middle School, Manaparai.

Mrs. S. Deivanai, P.G. Asst, Velammal Matric Hr.Sec.School, Chennai.

Review Committee & Authors:

Mrs. S.A. Esther Leelavathy, P.G. Asst, Good Shepherd Matric Hr. Sec. School, Chennai.

Mrs. V. Sasikala, P.G. Asst, Vanavani Matric Hr. Sec. School, Chennai.

Chairperson:

Mrs. D. Seethalakshmi, Principal, ST. Mary's Matric. Hr.Sec. School, Redhills, Chennai.

Expert Committee:

Tmt. V. Vijayakanthi, Principal(Retd.,) Govt. Teacher Training Institute for women, Chennai.


Dr.P. Emmanuel Raj Premchand, Headmaster, Britannia High School, Padi, Chennai.

Laser Typeset & Layout : M. Vijayasathy, T.Raghu R. Anandhan.

Illustrations : N. Gopalakrishnan, M. Vijayasathy

Advance Organizer

- ⇒ The teacher calls five students and encourages them to read the picture and say it in a sequence.
- ⇒ Find out the friendship day of this year.
- ⇒ What would be the best thing you would like to do on that day for your friend?



ENGLISH

UNITY IS STRENGTH

Let us see in this story that the strength of friends is unity.

There was a lake in the middle of a beautiful forest. Near the lake there lived four friends. They were a deer, a crow, a mouse and a tortoise. They met every day near the lake. One day other than the deer, all the other friends met.

Mouse : Friends, we are waiting for a long time. The deer should have been here by now.

Crow : Yes, you are right. She may be in trouble. I will fly over the forest and look for her. (Soon he heard the deer's voice.)



Deer : Help! Help! Can someone hear me? I am **trapped**. I cannot free myself. Please..... help!
(*The crow came down.*)



Crow : Don't be afraid. I'll tell our friends to save you from the hunter's net.

Deer : Please be quick or else the hunter will kill me for his food.

Crow : Oh! sure my friend. (*The crow quickly flew back to his friends and informed the condition of the deer.*)

Tortoise: (*shocked*) Oh! No. Our friend, the mouse can cut the net with his sharp teeth.

*nibbled -
bite*

Crow : That's a good idea. I will take him on my back.
(*Soon the crow flew off to the place where the deer was trapped. The mouse quickly **nibbled** the net with his sharp teeth.*)



Deer : It's very kind of you my dear friends. Thanks for saving me from the hunter. (*By the time the tortoise also came there.*)

Crow : Friends, "Be careful!". The hunter is coming. Hide yourself wherever possible.

Mouse : I will hide myself in this hole.

Deer : Oh, My God! Not again. Let me run deep into the heart of the forest.

Crow : Here, I go flying.

torn - cut into pieces

Tortoise: Ooff! .. Ooff!. .(panting) How much ever I try I cannot move faster like my friends. (The hunter reached the place where he had laid his net.)

Hunter : Oh! my net is completely torn into pieces. Where is the deer? How did he escape? Okay. Better a tortoise than nothing at all. (The hunter caught the tortoise. He put it in his sack and carried it off. The deer, the crow and the mouse waited for the hunter to go a little distance and then came out from their hiding places.)



limping - walk unevenly with wounded or broken leg



Mouse: Our poor tortoise has been caught. We must save our friend.

Deer: Ah! I have an idea. I will go limping in front of the hunter. When he sees me, he will drop the sack and run after me. I will take him far, far away. In the meantime, our mouse is here to help us anyway.

merciless - unkind, heartless

Crow : Be very careful. Don't let the hunter catch you again.

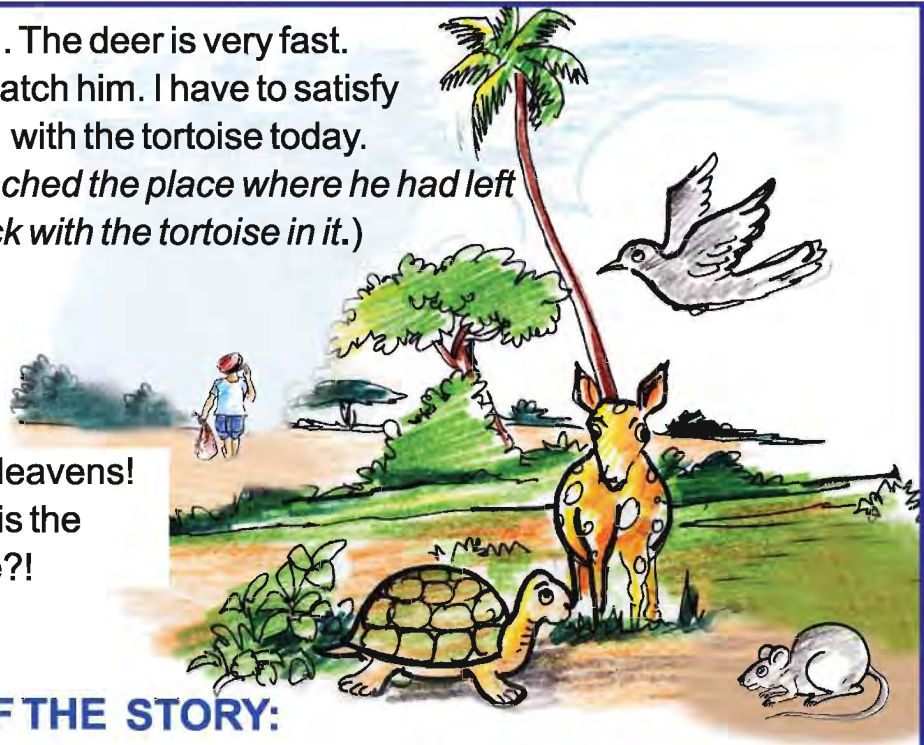
Deer : Don't worry. I will be very alert this time. (The deer went ahead of the hunter and started limping. On seeing it he dropped the tortoise sack and ran after the deer to catch him.)

Deer : Come on, merciless man, come. This is quite a safe distance for my friends to escape. I will now enter deep into *heart of the forest* - the heart of the forest.

heart of the forest - centre of the forest

Hunter : Oops! . . The deer is very fast.
I can't catch him. I have to satisfy
myself with the tortoise today.
(He reached the place where he had left
the sack with the tortoise in it.)

Hunter : Good Heavens!
Where is the
tortoise?!



SUMMARY OF THE STORY: Objectives

I. Fill in the blanks:

1. The mouse was waiting for the _____.
2. The deer was _____ in the hunter's net.
3. The _____ gave the information about the condition of the deer.
4. The mouse quickly _____ the net with his teeth.
5. The hunter was satisfied with the _____.

II. Double an alphabet and fill in the blanks:

- | | | |
|--------------|--------------|---------------|
| 1. D __ R. | 3. F __ D. | 5. NI __ LED. |
| 2. L __ KED. | 4. FO __ OW. | 6. TRA __ ED. |

III. Answer the following:

1. What happened to the deer?
2. Who saved the deer?
3. What was the trick done by the friends?
4. What is the moral of this story?
5. What happened to the hunter finally?

III. Find the hidden animals in the following words:

e.g. beard - bear

- | | |
|------------|-----------|
| 1. PLANT | 2. COWARD |
| 3. CROWDED | 4. CATCH |
| 5. RATION | 6. BATCH |

IV. Do magic by changing one animal into the other:
Change one letter at a time.

e.g.



DOG → DOT → COT → CAT



COW → _____ → _____ → _____ → PUP



BEAR → _____ → DEER



PIG → _____ → _____ HEN



GOAT → _____ → _____ BEAR



V. WORD LADDER: Identify the wild animals from the clues given below to climb down.

1. I have beautiful eyes and horns.
2. I live in burrows.

3. I carry my house on my back.
4. I have one trunk and two tusks.


5. I have a yellow coat with black lines.
6. I have a horn on my nose.

7. I can see only at night.
8. I am the king of the forest.



LET US LISTEN AND LEARN:

I. Look at the pictures below. Have you ever listened to them? Write the name of the animal and write its cries: - (squeaks, neighs, trumpets, barks, croaks)



• *Mime their cries.*



LET US SPEAK OUR THOUGHTS:

I. Use the given expressions in the box to suit the situations and say it to your friends:-

sorry pardon excuse me thank you please

1. _____ may I know the way to this address?
2. Give me your pen, _____.
3. _____ will you kindly tell your name once again?
4. I have hurt you very much, _____ friend.
5. _____ very much for your help.



LET US READ:

A. Please help little Sabarish to understand the following road signs and write it in his notebook:-



No U turn
No Parking
Pedestrian Crossing
No Entry
Railway Crossing

FUNCTIONAL GRAMMAR

1. Read the word cards and write it in the proper box.

Animal _____ _____	Place _____ _____	Person _____ _____	Thing _____ _____
---------------------------------	--------------------------------	---------------------------------	--------------------------------

- Milk Delhi Lamb King Dolly Boat Chennai Rat

These words are called **Naming words. [NOUNS]**

2. Fill in the right words.

e.g.



baby

Three babies



plate





leaf





knife





Dress



3. Decorate the cap with '-ies' and '-ves' words for loaf, fly, wolf, city, lily and thief.



4. In the following words there is a change in the vowels.



a. tooth





b. mouse






c. man




5. There is a complete change in the following words.



a. child





b. ox



6. Some nouns don't change whether they are one or many.

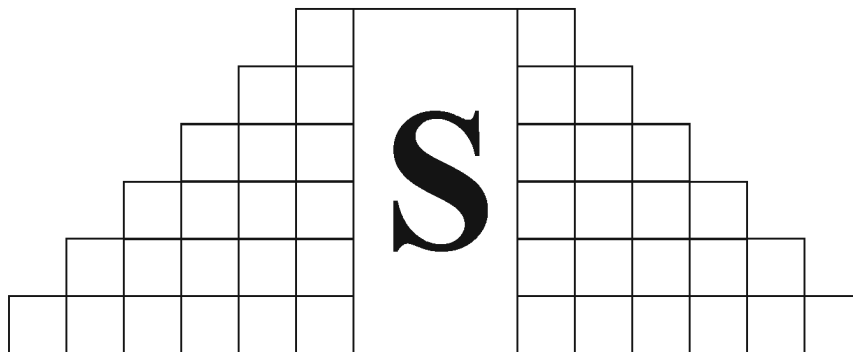


7. Change the number for each of the following.

- i) box, girl, heroes, churches, army, boys, balloon.
- ii) leaf, key, family, class, asses, shelf, chimney.
- iii) mosquito, book, wolves, lion, kite, brush, duties.

FUN TIME: PUZZLE - S

Fill in the blanks with the help of the clues given. All words on the left end with "S" and those on the right begin with "S".



Clues Left

1. She _____ a good girl.
2. I go to school by _____.
3. Ram _____ to school by walk.
4. I need a _____ of milk.
5. I cut the cake into _____.
6. We should not be J _____.

Clues Right

1. I am sick. _____ I won't go to school.
2. The _____ shines brightly.
3. We like to _____ in a pool.
4. Many _____ are there in the sky.
5. The _____ spins its web.
6. _____ E is golden.

Advance Organizer

ENGLISH



- Using the alphabets in the students' dress, form as many words as you can.
- What is common in your findings?

MY FRIEND

We all need someone
 To talk to in our life,
 A friend to whom we run
 In times of **stress** or **strife**.

stress - trouble
strife - quarrelling

A friend who's always there
 Throughout the years,
 A friend we know will care
 And take away our fears.



A friend who's always near,
 Waiting for our call,
 To wipe away our tears,
 And lift us when we fall.

A loving friend indeed,
 On whom we can depend
 To fulfill our every need –
 Thank you, **precious** friend.

- *Sammy Lane Sharp*



precious - valuable, dear



LET US DISCUSS:

I. Choose the correct option from the following:-


- The poet wants us to have _____.
 a. many friends b. no friends c. one good friend
- The poet's friend is _____ with the poet.
 a. never b. always c. sometimes
- The mood of the poet is _____.
 a. gratitude b. anger c. seeking forgiveness

II. Write a poem about your best friend in four lines.

III. Match the rhyming words in Box A with Box B.

A	life	there	fears	call	depend
B	friend	years	strife	fall	care

- Colour and give life to the friends in this picture.




RHYME TIME:

Read the following poem, "Above The Bright Blue Sky" by Albert Midlane:-

There's a Friend for little children
 Above the bright blue sky,
 A Friend who never changes
 Whose love will never die;
 Our earthly friends may fail us,
 And change with changing years,
 This Friend is always worthy
 Of that dear name He bears.

Advance Organizer



- ❖ Help the animals to find their homes.
- ❖ Do you think the fish in the aquarium are happy?
Are the caged pets happy?
- ❖ Have you ever thought of their feelings?




BENO AND THE BUTTERFLY



Let us read to see the feelings of Beno, his mother and the butterfly in the hands of Beno.

Beno had a beautiful garden in front of his house. There were red and pink roses, marigolds, shoe flowers, bright yellow sunflowers, jasmines and lilies. In the middle of the garden was a pond, where white lilies grew. Mom had her kitchen garden in one corner where she grew brinjals, ladies' fingers, lime, chillies and greens. There was a **huge** bougainvillea with bright pink flowers. He spent his evening watering the plants. During weekends, Beno and his mother would loosen the soil, pull out the weeds, **sprinkle** manure and keep the garden clean. Beno was proud of his garden.

huge - big.
sprinkle - spray



One evening, Beno saw a beautiful butterfly with yellow wings **spotted** with red dots. It was flying from one flower to another. He liked it and wanted to catch it. He ran towards the pink rose flower where the butterfly was. **Alas!** the butterfly flew away, and sat on the shoe flower. Beno was careful this time. He **crept** towards the butterfly but he could not catch it. Then, Beno saw it on a white lily flower in the middle of the pond. He went **splash** into the water but off flew the butterfly and sat on the bougainvillea flower. "I will not let you go," thought Beno. Without making any noise, he walked very slowly. Before the butterfly could fly away, he **grabbed** it. He was very happy. He ran into the house to show his mother.

spotted - dotted
alas - unfortunately
crept - move slowly
splash - dash
grabbed - took away by force



"Ma, look what I have caught today. What a beautiful butterfly! Don't you think he looks lovely

with his yellow wings and red dots?" said Beno. The mother was shocked to see the butterfly in her son's hand. The insect was **fluttering** and trying to get free.

flutter - flap



"What are you going to do with it?" mother asked. "I am going to put it in a bottle. It is going to be my pet." Beno's mother was even more shocked to hear this but she decided to give him some time.

Beno ran to his room, put the butterfly in an ink bottle and closed it. Mother came in. "Ma, isn't it looking beautiful? What shall I name it?" he asked **excitedly**. "Yes, it looks beautiful but I think it looks very sad. Perhaps it doesn't like to be inside a bottle."

excited - eager



“But why so?” asked Beno. “I will take good care of it.” Mother looked at her innocent son and said, “Beno, how would you feel if I kept you locked inside a room for one whole day? Won't you be sad? Won't you get angry with me? It's the same way with the butterfly. Its place is not here inside this bottle. His place is outside in the garden. He is **created** to fly and be free. In fact he will help you to get fruits from flowers.”

created - formed, produced

Beno began to understand. He felt **ashamed** of his act. He opened the bottle and let out the butterfly. It first sat for a second or so on his mother's shoulders as if to thank her and then flew away into the garden.

ashamed - feeling guilty



“Look! How happy he is now. Beno, we should allow the insects, birds and animals to be free. **Caging** them will make them unhappy. They have every right to be free as we are,” said his mother.

caging - locking up

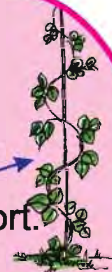


“Sorry ma, I will not do this again,” said Beno. His mother was happy and she kissed him. Beno was also happy and so was the butterfly!

DO YOU KNOW?



A **SHRUB** is a medium sized bushy plant.



A **CLIMBER** is a climbing plant which needs support.



A **HERB** is a small plant with medicinal values.



A **TREE** is a big plant with woody stem.

Beno had all these in his garden.



LET US FIND OUT:

I. Answer the following questions:-

1. Name the four places the butterfly rested on?
2. What did Beno do to the butterfly?
3. What was the mother's reaction when she saw the butterfly?
4. Why did Beno let the butterfly go?
5. What lesson do you learn from the story?

II. Complete the questions for the following sentences:

1. Beno had a beautiful garden.
..... had a beautiful garden?
2. One evening he saw a butterfly.
..... did he a butterfly?
3. It looked beautiful.
..... did look?
4. He wanted to catch it.
..... did he want to?
5. The butterfly sat on the lily plant.
..... did the butterfly?

III. Arrange the letters and find out the flowers in Beno's garden.

1. U N L O R E S F W
[] [] [] [] [] [] [] [] [] []
2. R O D L M A G I
[] [] [] [] [] [] [] [] [] []
3. S R O E
[] [] [] []
4. H E O F L W R S E O
[] [] [] [] [] [] [] [] [] [] [] [] [] [] [] []
5. M E J S A N I
[] [] [] [] [] [] [] [] [] []





LET US LISTEN AND ENJOY:

*(Teacher sings to the tune of **Skip, skip, skip to my Lou...**)*



I'm a **caterpillar**, wiggle with me, (3)
What will I be, my darling? **(Chorus)**

A **chrysalis**, now sleep like me...



A **butterfly**, come fly with me...
Come fly with me my darling.

Now all together, let's do all three...
A caterpillar, a chrysalis, a butterfly -- three.

Move your body like this with me...
The life of a butterfly, darling.

(Chorus) Fly, Fly, Butterfly (3)
Fly up in the sky so high.



LET US SPEAK:

a. Imagine you are a bird or an animal in a cage. What will you say to someone who has come to look at you?

b. Beno says, "Sorry ma, I will not do it again". Give a few examples of how you should say sorry.

- i. To the teacher
- ii. To your friend
- iii. To your father

"Thank you" wins friends and "I am sorry" keeps them.





LET US READ:

I. Read the following passage and answer the questions.

Today, Chiku woke up at six in the morning. She told her prayers. She had an English test and so she studied for it. She took her bath and dressed up beautifully. Taking her bag, she went to school with her mother.



1. When did Chiku wake?
2. What did she do before studying for the English test?
3. How did she dress up?
4. Where did she go?
5. Who went with her to school?



II. By adding just one letter we can make a new word.

THE MAGIC 'E'!

MAT	HAT	BIT	NOT	HOP	TUB
E					
MATE					

FUNCTIONAL GRAMMAR

I. Words used to describe a noun are called Describing words. Observe how the words in bold are used.



In the light of the **bright** moon, a **little** egg lay on a **green** leaf. On Sunday morning, the **warm** sun rose. Out of the egg came a **tiny** and **hungry** caterpillar. He started to look for **some** food.





On Monday morning, he ate **one, juicy, red** apple but was still hungry. On Tuesday, he ate **two** pieces of **big, green** pears but was still hungry. On Wednesday, he ate **three, ripe** plums, but was all the more hungry. On Thursday, he ate through **four, red** strawberries but was still very, very hungry. On Friday, he ate **five, big, round** oranges but he was never satisfied. On Saturday, he ate **one, large** chocolate bar, a **tasty** ice-cream cone and a slice of **creamy** cake. That night, he had stomach ache. The next day was Sunday. He was not hungry anymore and became a **fat** caterpillar. He built a **small** house and called it a cocoon. He slept inside for more than **two** weeks. Then he nibbled a hole in the cocoon, pushed his way out and came out as a **beautiful** butterfly.



Words which **describe** a person, place or thing are called **ADJECTIVES**.

I. Find out the adjectives used for the following and write it above the nouns.

caterpillar

apples

pear

cake

house

II. Write down suitable words describing each picture.



1. a _____ girl.

2. a _____ pencil.

3. a _____ boy.

4. a _____ peacock.

5. a _____ board.



III. Degrees of Comparison - Adjectives can show comparison:

Tall

Taller

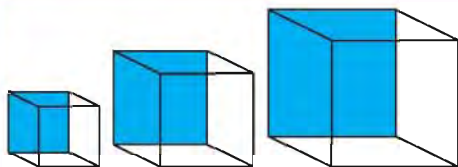
Tallest



Fill in the words of comparison

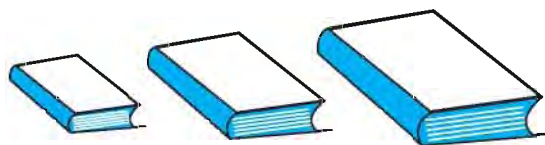
Fat





Big _____

Thick _____



When we compare only two objects we add 'er' to the adjective.
When we compare more than two objects we add 'est' to the adjective.

1. Write down the names of :-

★ Two fruits cheaper than an  _____, _____.

★ Two birds bigger than the  _____, _____.

★ Two animals stronger than the  _____, _____.

2. Fill in the blanks :-

★ _____ is the cheapest fruit.

★ _____ is the biggest bird.

V. Add 'er' or 'est' :-

1.  are sweet.  are _____.

_____ is the _____.

2. A  runs _____. A  runs faster than a zebra. A 

_____ runs the _____.

3.  is _____. The  is _____. The 

_____ is the brightest.



- Form groups of five to play, 'Colour, Colour, what colour do you choose?'
- List the colours of a rainbow.



COLOUR BUTTERFLIES

The first to come to the garden bed
Is a lovely butterfly of brilliant red.



Then in comes another and that makes two,
Fly right in, my friend of blue.



"The garden is fine, the best I've seen,"
Says the butterfly of springtime green.



Our garden needs a sunny fellow,
Fly in, butterfly with wings of yellow.



brilliant -
very bright.



Little friend of **purple**, fly in too,
This garden is waiting for a colour like you.



Orange, orange, you've waited so long,
Fly right in where you belong.

spring time - season
when plants grow



Butterflies, butterflies, you're such a sight,
Flying together - a **springtime** delight!

Susan.M.Paprocki



LET US DISCUSS:

I. Answer the following questions:-

1. Which insect is the poet talking about?
2. How many butterflies come into the garden?
3. Which season is mentioned in the poem?
4. What does the green butterfly say?

II. Pick out the missing rhyming words and write in the cup or saucer:-

RHYME TIME

Enjoy and read the rhyme given below:-

Caterpillar, warm and furry
You are always in a hurry
Munching, munching, munching leaves
Eating anytime you please.



Advance Organizer

- To which picture would you associate yourself?



Guess the name of the tree from the clues given.

- ⇒ It is the tree of life.
- ⇒ It is the tree that can give shade to a lot of people at a time.
- ⇒ In a village, people assemble under this tree to take important decisions.

WHO SAVED THE TREE?

Let us see in this story where Deepak and Arun go to play.

Deepak and Arun were two boys who lived near a forest. During holidays, they went to the forest and played under a banyan tree. Many children in that village found the place around this Banyan tree to be their perfect playground. They played *Seven Stones* around it. Sometimes, they even climbed the tree. They enjoyed their holidays sitting on its broad branches and swinging to and fro holding its hanging roots.



The *Tree of Life* was also the home of many birds and insects. Deepak and Arun enjoyed watching the birds build their nests. The tree had a lot of tiny little fruits in all its branches and they were fond of the tree.

ENGLISH

One Sunday morning, Deepak and Arun saw two **strangers**. They were drinking tea at Ramu's tea-stall.

strangers - unknown persons
axe - a tool used for cutting wood

They had two iron **axes** with them.



“How far is the forest from here?” one of the men asked Ramu. “Can you tell us the way to the forest?” asked the second.

Deepak and Arun looked at each other. “What will these men do with the axes? We must follow them and find out,” Deepak said to Arun. Soon they heard a noise chuck... chuck.... thuk...thuk. They were **shocked** to see the strangers **chopping** trees in the forest.

shock - a feeling of surprise or distress

chopping - cutting

upset - unhappy, worried

“Stop that,” Deepak shouted. “Why are you cutting these trees?”

“Get out from here,” shouted one of the men. Deepak and Arun wanted to do something before the men could cut down the trees. “Let's go and ask for help,” said Arun. They were terribly **upset**.



The children were shouting and running along the streets, “Save our trees.” All the doors opened towards the forest. All the people **rushed** – men, women and children. There was only one sound - thumping of the footsteps. But what did they see there in the forest? Hundreds of birds were flying all around their **favourite** Banyan tree. Several monkeys, deer, squirrels, parrots and owls were barking, screeching, screaming, and chirping. It looked like a battlefield. It was so sudden.

rush - move or act quickly

favourite - loved

The villagers had never seen such a thing before. The strangers had never dreamt of it. They were scared, left their axes behind and ran towards the town for their lives. They will never come back. The villagers **appreciated** Deepak and Arun and were greatly thankful to one another. **Who do you think saved the Banyan tree?**

appreciated - put a high value on



LET US DISCUSS:

(Every student says one reason.)

⇒ **Why should we not cut down trees?**



LET US FIND OUT:

I. Answer in a word or two:-

1. Where did the boys find the two strangers?
2. What were the strangers doing in the forest?
3. Who saved the tree?

II. Answer the following questions in a sentence:-

1. Where did Arun and Deepak usually play?
2. Why were the two boys shocked?
3. What did the boys do to gather the villagers?

III. Form new words using the clues given by the side: -

- | | | | | | | | |
|---|---|---|---|---|---|---|-----------------------------|
| m | o | — | | | | | (a crowd) |
| m | o | — | — | | | | (Night insect) |
| m | o | — | — | — | | | (30 days) |
| m | o | — | — | — | — | | (She loves you best of all) |
| m | o | — | — | — | — | — | (Breakfast time) |
| m | o | — | — | — | — | — | (Himalayas) |

IV. Fill in the blanks with -ea, -ae, -ee.

- 1) dr__ m 2) br__ k 3) tr__ 4) br__ the 5) __ roplane
 6) j__ p 7) t__ k 8) l__ f 9) __ rial 10) r__ ch

V. Write “S” if the words have similar meaning and “O” if they have the opposite meaning:-

- | | | | | | |
|----------|----------|----------|----------|--------|----------|
| 1. hot | - cold | <u>o</u> | 5. noisy | - loud | <u>s</u> |
| 2. start | - stop | <u>—</u> | 6. dry | - wet | <u>—</u> |
| 3. smart | - clever | <u>—</u> | 7. fast | - slow | <u>—</u> |
| 4. open | - close | <u>—</u> | 8. large | - huge | <u>—</u> |

VI. a. Learn the months of the year by singing to the tune of, “Ten Little Indians.”

January, February, March and April
 May, June, July and August
 September, October, November and December

These are the months of the year.

(Students ask various questions to one another such as the spelling of the months, which month comes after... before....the third month is... the month you were born in..... and so on.)

JANUARY		FEBRUARY		MARCH		
MO	30	2 9 16 23	MO	6 13 20 27	MO	5 12 19 26
TU	31	3 10 17 24	TU	7 14 21 28	TU	6 13 20 27
WE		4 11 18 25	WE	1 8 15 22 29	WE	7 14 21 28
TH		5 12 19 26	TH	2 9 16 23	TH	1 8 15 22 29
FR		6 13 20 27	FR	3 10 17 24	FR	2 9 16 23 30
SA		7 14 21 28	SA	4 11 18 25	SA	3 10 17 24 31
SU	1	8 15 22 29	SU	5 12 19 26	SU	4 11 18 25
APRIL		MAY		JUNE		
MO	30	2 9 16 23	MO	7 14 21 28	MO	4 11 18 25
TU		3 10 17 24	TU	1 8 15 22 29	TU	5 12 19 28
WE		4 11 18 25	WE	2 9 16 23 30	WE	6 13 20 27
TH		5 12 19 26	TH	3 10 17 24 31	TH	7 14 21 28
FR		6 13 20 27	FR	4 11 18 25	FR	1 8 15 22 29
SA		7 14 21 28	SA	5 12 19 26	SA	2 9 16 23 30
SU	1	8 15 22 29	SU	6 13 20 27	SU	3 10 17 24
JULY		AUGUST		SEPTEMBER		
MO	30	2 9 16 23	MO	6 13 20 27	MO	3 10 17 24
TU	31	3 10 17 24	TU	7 14 21 28	TU	4 11 18 25
WE		4 11 18 25	WE	1 8 15 22 29	WE	5 12 19 26
TH		5 12 19 26	TH	2 9 16 23 30	TH	6 13 20 27
FR		6 13 20 27	FR	3 10 17 24 31	FR	7 14 21 28
SA		7 14 21 28	SA	4 11 18 25	SA	1 8 15 22 29
SU	1	8 15 22 29	SU	5 12 19 26	SU	2 9 16 23 30
OCTOBER		NOVEMBER		DECEMBER		
MO		1 8 15 22 29	MO	5 12 19 26	MO	31
TU		2 9 16 23 30	TU	6 13 20 27	TU	4 11 18 25
WE		3 10 17 24 31	WE	7 14 21 28	WE	5 12 19 26
TH		4 11 18 25	TH	1 8 15 22 29	TH	6 13 20 27
FR		5 12 19 26	FR	2 9 16 23 30	FR	7 14 21 28
SA		6 13 20 27	SA	3 10 17 24	SA	1 8 15 22 29
SU		7 14 21 28	SU	4 11 18 25	SU	2 9 16 23 30

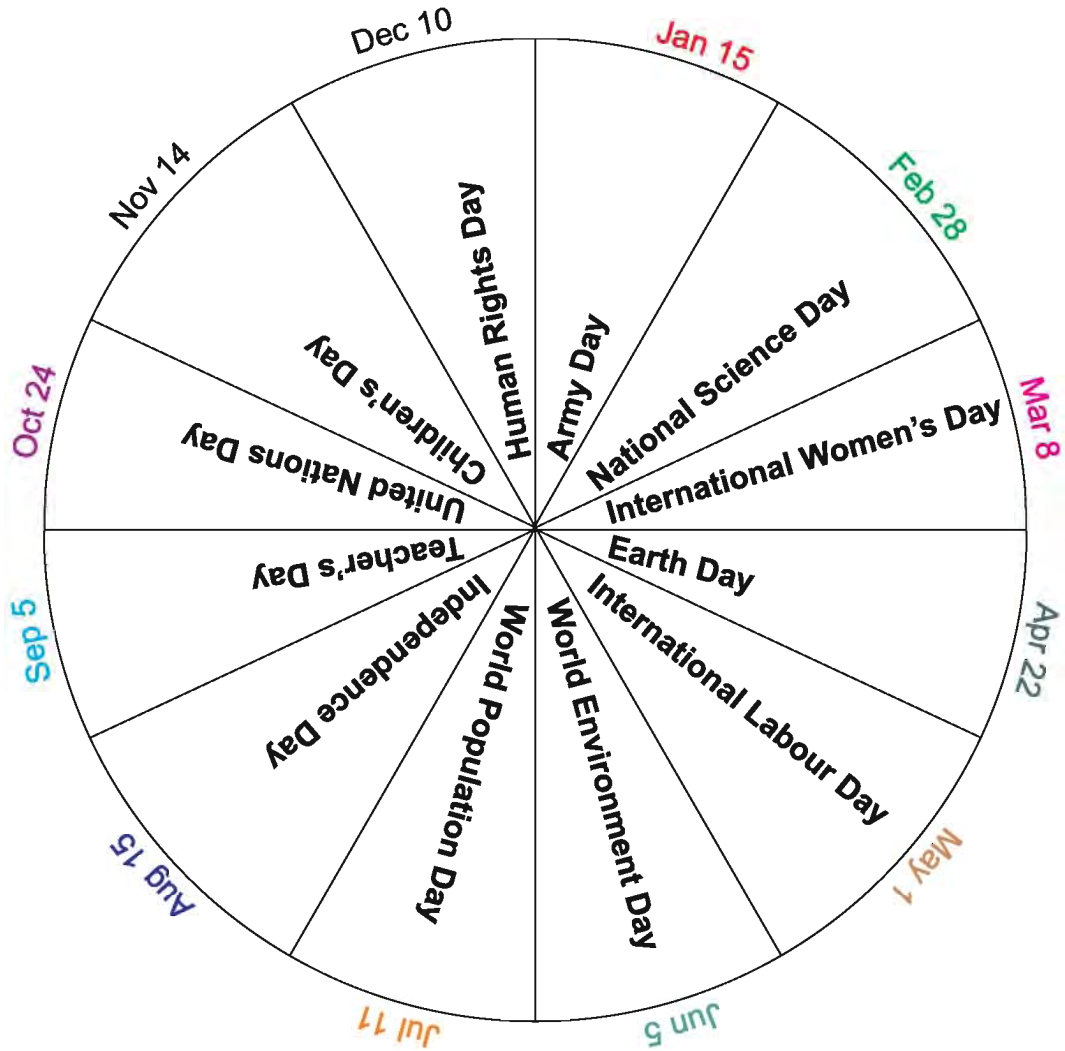
b. Read the calendar for the month of August 2012 and fill in the blanks:-

- There are _____ days in a week.
 There are _____ days in the month of August.
 There are _____ Sundays in the month of August.
 The first day in the month of August 2012 is _____.
 The last day in the month of August 2012 is _____.
 The fifteenth day of August is _____.

c. What is special about a Leap year?

NOTE: A Leap Year comes once in every four years. 2012 is the leap year
 Can you tell the next two? 1. _____ 2. _____

d. Some days are important for us due to special reasons.



ENGLISH

Colour each month of the year given above with different colours.



LET US PLAY:

Make a Wheel of Fortune. Two students can play at a time. One player rotates the wheel.

When the wheel stops, the second player says the month and the important day to gain one point. The second player now rotates the wheel and the game continues.





LET US LISTEN AND LEARN:

JACK AND THE BEAN STALK

In a far off country lived a poor old woman with her son, Jack. One day the old woman sold her cow and bought some bean seeds with it. She sowed the bean seeds in her garden. The next morning, to her great surprise, she saw a tall bean plant growing upward. The tip of the plant was so high that it hid behind the clouds.



Jack climbed the bean plant to see what was on the top. He climbed and climbed and to his wonder he saw a big palace where a giant lived. Jack walked into the palace and saw many magical things. He saw a hen that laid golden eggs. Jack took the hen and climbed down the bean stalk. The giant chased Jack down the bean stalk. Jack quickly cut the bean stalk. So, the Giant fell down with a crash and died.

Jack and his mother were never poor again because they had the magic hen which laid golden eggs every day.

Recall the story for a minute. Now answer these questions in a sentence:

- 1. What** did the old woman do with the cow?
- 2. What** surprised her the next day?
- 3. How** tall was the Bean plant?
- 4. What** happened to the giant?
- 5. What** did the magic hen lay?



LET US MAP THE STORY:

1. Form small groups. Complete the story map.

Main characters:

Setting: Forest

Problem I: Saving the trees

Event 1:

Event 2:

Event 3:

Solution:

Narrate any event, give details on - what , when, where and how.

The teacher motivates and encourages the students to narrate their experiences.



LET US READ:



On 20th July, during the State Swimming championship held in Chennai, Rahul proved to be one of Tamilnadu's most promising swimmers. Rahul competed in 200 metres free style event. The race began at 11.30 a.m. In a time of two minutes and four seconds, Rahul swam his way to finish the race and broke a State record. His excellent performance there gives him free training at the National Sports Academy for future events.

1. Say 'yes' or 'no':-

- 1. Rahul took part in the State Swimming Championship.*
- 2. The State Swimming Championship was held on 20th June.*
- 3. Rahul competed in 200 metres Butterfly stroke.*
- 4. Rahul broke a State record in 200 metres free style event.*
- 5. Rahul was given free training at the NSA for future events.*

FUNCTIONAL GRAMMAR

A word that shows an action is called a Verb.

I. a. Underline the correct action word:-



walk / run



fight / sing



sit / stand



write / read



eat / cut

b. Now try to fill in using doing words:-

1. The baby



_____ milk.

2. Sarathy



_____ his teeth.

3. Anand



_____ a book.

4. Ragu



_____ to school.

5. Mala



_____ neatly.

A Present Tense shows action in the present time.

c. Look at the pictures below and write what each person is doing:-



What is the mother doing?

The mother is _____.

She is _____ lunch.

The **PRESENT CONTINUOUS** is formed by adding the “-ing form”.



What is the father doing?

The father is _____ on the sofa.

He is _____ a newspaper.



What is Rohan doing?

Rohan is _____ football.

He is _____ the ball.

d. Naveen did a lot of things on Sunday. He listed them out to his friend. Use the pictures and words:-

e.g.



**go
market**



**play
cricket**



**prepare
food**



**write
home work**



**paint
picture**

Now try to write meaningful sentences:-



2. _____
3. _____
4. _____
5. _____

A PAST TENSE is used to express an action that happened in the past.

e. Plans for next week:-

The mother plans the activities to be done by Kavya next week.

e.g.

Mother : You must cut your hair Kavya.

Kavya : Ma, I will cut my hair on Monday.

Mother : You should go for Chess coaching.

Kavya : Ma, I _____ on _____

Mother : Kavya, can I ask your dance teacher to come on Thursday?

Kavya : No Ma, she _____ on Wednesday.

Mother : You must practice for the Speech competition, Kavya.

Kavya : Ma, I _____ on _____ and _____

Mother : Kavya, when will we visit your friend Nithya?

Kavya : _____ on Saturday.

Mother : You must polish your canvas shoes.

Kavya : Ma, I _____ on _____

A FUTURE TENSE indicates actions that will happen.

II. Pick and write the sentences in the appropriate row:-

1. The dog barked at the strangers.
2. The blind man will walk slowly.
3. The sun gives us light and heat.

PRESENT	
PAST	
FUTURE	

LANGUAGE FUNCTION:

Read the following information and write a paragraph on this person shown in the picture.



Name : Ms. Kiran Bedi
Born : 1949
Family : Four Sisters
Education : Ph.D, IIT Delhi
Career : Joined IPS (First Woman)
Awards : Police Medal For Gallantry, Ramon Magsaysay Award
Appointed : United Nations Advisor

Now begin the passage like this:

Kiran Bedi was born _____

- Make a scrap - book collecting pictures of various trees and write a biography of a tree.**

Advance Organizer

ENGLISH



- Can you see any difference?
- Who is responsible for this change?

FIVE TALL TEAK TREES

Five tall teak trees
 Reaching towards the sky
 "Sizzle" spoke the lightning
 Then there were four.



sizzle – make a hissing sound



merchant – a person who buys and sells goods

Four tall teak trees
 Branches, leaves and sticks
 "Firewood" smiled the merchant
 Then there were three.


Three tall teak trees,
Glad to be alive
“**Charcoal**” breathed the furnace
Then there were two.

charcoal - substance used
as fuel for burning
furnace - enclosed fire
place for heating a room



Two tall teak trees
Still strong and tall
“**Bridges**” shouted the builders
Then there was one.

One tall teak tree
Wishing it would run
“**Progress**” for by-pass
Then there were none.



by-pass - a shorter route



No tall teak trees
Search the fields in vain,
Only empty skylines
And the cold, grey rain.
(Anon)



LET US DISCUSS:

I. Answer these questions:-

1. What happened to the teak tree in the first stanza?
2. Mention three things for which the trees were cut?
3. What was missing after all the trees were cut?

RHYME TIME:

Read and enjoy this poem on, 'Trees' by Sarah Coleridge.



Oak



Aspen



Poplar



Peach

The Oak is called the king of trees,
The Aspen quivers in the breeze,
The Poplar grows up straight and tall,
The Peach tree spreads along the wall,
The Sycamore gives pleasant shade,
The Willow droops in watery glade,
The Fir tree useful in timber gives,
The Beech amid the forest lives.




Sycamore



Willow



Fir



Beech

FUN TIME:-

1. Q : Which letter of the alphabet is an insect? Ans : _____
2. Q : Which letter is a part of the head? Ans : _____
3. Q : Which letter is a drink? Ans : _____

Now it's your time! Frame such questions and make your friend answer it.